

Ultra High Purity

# WELD & METAL SEAL FITTINGS



# Weld & Metal Seal Fittings

## Ordering Information

\*Additional configurations available upon request.

A	B	C	D	E	-	F	Standard feature
SM	4	FG	N	6	-	P	Optional

A	Materials
	Glands, Bodies, and Nuts
SM	316L Stainless Steel
DM	316L Stainless Steel VAR
	Gaskets
SM	316L Stainless Steel
NI	Nickel

B	Connection Size			
	ASTM Tube			
	Designator	Nominal Size	Outside Diameter	Wall Thickness
	2	1/8 in.	3.18 mm	0.7 mm
	4	1/4 in.	6.35 mm	1.0 mm
	6	3/8 in.	9.53 mm	1.0 mm
	8	1/2 in.	12.7 mm	1.24 mm
	12	3/4 in.	19.05 mm	1.65 mm
	16	1 in.	25.4 mm	1.65 mm

### Optional End Connection Sizes

For drop size fittings, first size the run and add the suffix "X" then a size designator for the branch. (i.e. Reducer for 3/8" O.D. tube and 1/4" male pipe thread would be 6X4)

C	Body Type
R	Reducer
E	Elbow
HE	45° Elbow
T	Tee
CR	Cross
TB	Tribow
FG	Female Gland
MG	Male Gland
SSG	Socket Weld Short Gland
SLG	Socket Weld Long Gland
RSLG	Reducing Socket Weld Gland
BG	Blind Gland
MWG	Male Weld Gland
TA	Tube Adapter
MU	Double Male Union
MRU	Double Male Reducing Union
BHU	Bulkhead Union
TC	TBW Connector

C	Body Type (continued)	
	TBHC	TBW Bulkhead Connector
	CG	Coupling
	FRU	Double Female Reducing Union
	RA	Reducing Adapter
	RB	Reducing Bushing
	ME	Male Elbow
	UE	Union Elbow
	UT	Union Tee
	UC	Union Cross
	SC	SUPERLOK Tube Fitting Connector
	BHSC	SUPERLOK Tube Fitting Bulkhead Connector
	BHMC	Bulkhead Male Connector
	MC	Male Connector
	FC	Female Connector
	GR	Gasket Retainer Assembly
	GT	Gasket
	BGT	Blind Gasket
	FN	Female Nut
	MN	Male Nut
	PG	Plug
	CP	Cap
	PGC	Plug (Cable Type)
	HFN	High Flow Female Nut
	HMN	High Flow Male Nut
	HLG	High Flow Long Gland
	HTC	High Flow TBW Connector
	HBHC	High Flow TBW Bulkhead Connector
	WMC	Welded Male Connector
	WFC	Welded Female Connector
	WSC	Welded Lok Connector
	WFU	Welded Female Union

D	Threads Type	
	Designator	Thread Option
	N	NPT (National Pipe Thread)
	R	PT (Tapered Thread)
	U	SAE (Unified)

# Weld & Metal Seal Fittings

E	Tube Length	
	6	6.35 mm
	10	10 mm
	19	19.05 mm
	22	22.5 mm
	23	23.3 mm

F	Wetted Surface Grade	
	Glands, Bodies, and Nuts	
	BA is standard. No part designator needed.	
P	EP	
	Gaskets	
	Leave Blank: <i>Unplated gasket</i>	
SP	Silver plated	

## Part Number Examples

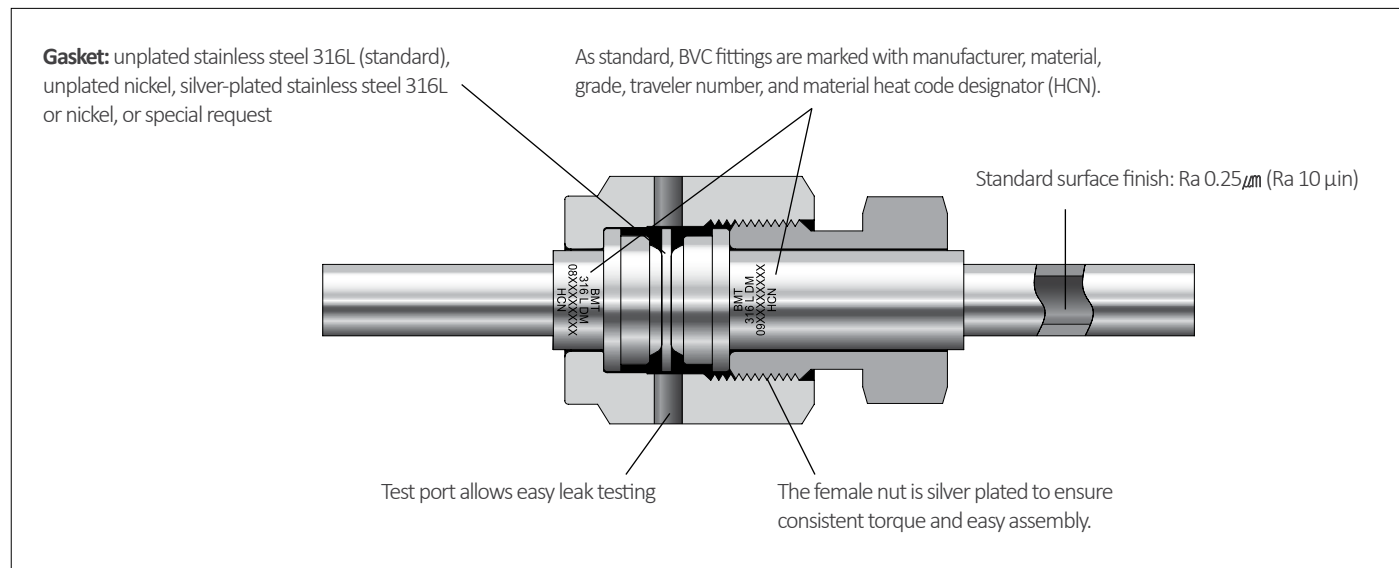
	SM8FG6-P		SM6X4R19		SM16T23	
Material	SM	316L Stainless Steel	SM	316L Stainless Steel	SM	316L Stainless Steel
Connection Size	8	1/2 in.	6X4	3/8 in. (Run) X 1/4 in. (Branch)	16	1 in.
Body Type	FG	Female Gland	R	Reducer	T	Tee
Thread Type		<i>Not applicable</i>		<i>Not applicable</i>		<i>Not applicable</i>
Tube Length	6	6.35 mm	19	19.05 mm	23	23.3 mm
Surface Grade	P	EP Grade		BA Grade ( <i>standard</i> )		BA Grade ( <i>standard</i> )
































































	DM4MEN-P		NI16GT		SM4GR-SP	
Material	DM	316L Stainless Steel VAR	NI	Nickel	SM	316L Stainless Steel
Connection Size	4	1/4 in. (Run) X 1/4 in. NPT thread (Branch)	16	1 in.	4	1/4 in.
Body Type	ME	Male Elbow	GT	Gasket	GR	Gasket Retainer
Thread Type	N	NPT (National Pipe Thread)		<i>Not applicable</i>		<i>Not applicable</i>
Tube Length		<i>Not applicable</i>		<i>Not applicable</i>		<i>Not applicable</i>
Surface Grade	P	EP Grade		Unplated ( <i>standard</i> )	SP	Silver plated

## BMT Vacuum Coupling (BVC) Fittings

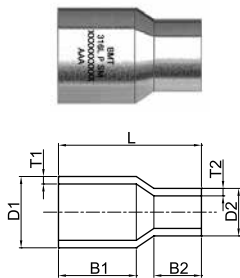
BMT Vacuum Coupling (BVC) Fittings provide the high purity of a metal-to-metal seal for leak-free service from vacuum to positive pressure applications. The gasket is compressed by two highly polished beads when a male nut and a female nut are engaged.



# Body Type

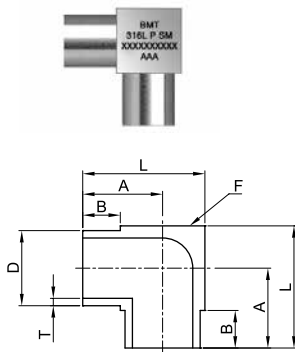
<b>Micro Weld Fittings</b>		 Male Weld Gland	<b>Gaskets</b>	
 Micro Reducer		 Tube Adapter	 Gasket Retainer Assembly	
 Micro 90° Elbow		 Double Male Union	 Gasket	
 Micro Reducing 90° Elbow		 Double Male Reducing Union	 Blind Gasket	
 Micro 45° Elbow		 Bulkhead Union	<b>Nuts, Caps and Plugs</b>	
 Micro Tee		 Tube Butt Weld (TBW) Connector	 Female Nut	
 Micro Reducing Tee		 Tube Butt Weld (TBW) Bulkhead Connector	 Male Nut	
 Micro Cross		 Coupling	 Plug	
 Micro Tribow		 Double Female Reducing Union	 Cap	
<b>Forged Weld Fittings</b>		 Reducing Adapter	 Plug (Cable Type)	
 90° Elbow		 Reducing Bushing	<b>High - Flow Connection - "H" Type</b>	
 Reducing 90° Elbow		 Male Elbow (NPT)	 High Flow Female Nut	
 Tee		 Male Elbow (PT)	 High Flow Male Nut	
 Reducing Tee		 Union Elbow	 High Flow Long Gland	
 Cross		 Union Tee	 High Flow Tube Butt Weld (TBW) Connector	
 Reducer		 Union Cross	 High Flow Tube Butt Weld (TBW) Bulkhead Connector	
<b>Glands</b>		 SUPERLOK Tube Fitting Connector	<b>Welded Assembly</b>	
 Female Gland		 SUPERLOK Tube Fitting Bulkhead Connector	 Welded Male Connector (PT)	
 Male Gland		 Bulkhead Male Connector (NPT)	 Welded Male Connector (NPT)	
 Socket Weld Short Gland		 Male Connector (PT)	 Welded Female Connector (PT)	
 Socket Weld Long Gland		 Male Connector (NPT)	 Welded Female Connector (NPT)	
 Reducing Socket Weld Long Gland		 Male Connector (ST)	 Welded Lok Connector	
 Blind Gland		 Female Connector (PT)	 Welded Female Union	
		 Female Connector (NPT)		

# Micro Weld Fittings



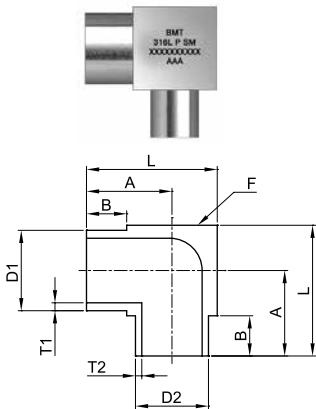
## Micro Reducer

Part No.	Tube OD (D1)		Tube OD (D2)		T1	T2	B1	B2	L
	Size (in)	Size	Size (in)	Size					
SM4X2R6	1/4"	6.35	1/8"	3.18	1.00	0.70	10.40	6.35	19.10
SM6X4R6	3/8"	9.53	1/4"	6.35	1.00	1.00	10.40	6.35	19.10
SM8X4R6	1/2"	12.70	1/4"	6.35	1.24	1.00	10.40	6.35	19.10
SM8X6R6	1/2"	12.70	3/8"	9.53	1.24	1.00	10.40	6.35	19.10
SM12X4R6	3/4"	19.05	1/4"	6.35	1.65	1.00	10.40	6.35	19.10
SM12X6R6	3/4"	19.05	3/8"	9.53	1.65	1.00	10.40	6.35	19.10
SM12X8R6	3/4"	19.05	1/2"	12.70	1.65	1.24	10.40	6.35	19.10



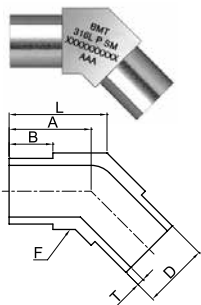
## Micro 90° Elbow

Part No.	Tube OD (D)		T	A	B	F Body	L
	Size (in)	Size					
SM2E6	1/8"	3.18	0.70	10.32	6.35	7.94	14.29
SM4E6	1/4"	6.35	1.00	10.32	6.35	7.94	14.29
SM6E6	3/8"	9.53	1.00	11.91	6.35	11.11	17.46
SM8E6	1/2"	12.70	1.24	13.50	6.35	14.29	20.64
SM12E6	3/4"	19.05	1.65	16.68	6.35	20.65	27.00



## Micro Reducing 90° Elbow

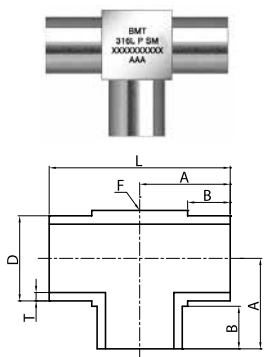
Part No.	Tube OD (D1)		Tube OD (D2)		T1	T2	A	B	F Body	L
	Size (in)	Size	Size (in)	Size						
SM4X2E6	1/4"	6.35	1/8"	3.18	1.00	0.70	10.32	6.35	7.94	14.29
SM6X4E6	3/8"	9.53	1/4"	6.35	1.00	1.00	11.91	6.35	11.11	17.46
SM8X4E6	1/2"	12.70	1/4"	6.35	1.24	1.00	13.50	6.35	14.29	20.64
SM8X6E6	1/2"	12.70	3/8"	9.53	1.24	1.00	13.50	6.35	14.29	20.64
SM12X4E6	3/4"	19.05	1/4"	6.35	1.65	1.00	16.68	6.35	20.65	27.00
SM12X6E6	3/4"	19.05	3/8"	9.53	1.65	1.00	16.68	6.35	20.65	27.00
SM12X8E6	3/4"	19.05	1/2"	12.70	1.65	1.24	16.68	6.35	20.65	27.00



## Micro 45° Elbow

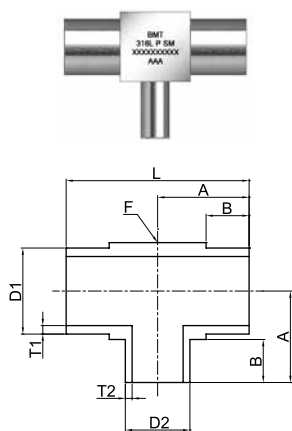
Part No.	Tube OD (D)		T	A	B	F Body	L
	Size (in)	Size					
SM2HE6	1/8"	3.18	0.70	10.32	6.35	7.94	11.96
SM4HE6	1/4"	6.35	1.00	10.32	6.35	7.94	11.96
SM6HE6	3/8"	9.53	1.00	11.91	6.35	11.11	14.21
SM8HE6	1/2"	12.70	1.24	13.50	6.35	14.29	16.46
SM12HE6	3/4"	19.05	1.65	16.68	6.35	20.65	20.95

NOTE:  
 ·Dimensions and Drawings are for reference only and are subject to change without prior notice.  
 ·Unless otherwise specified, all dimensions are in millimeters.



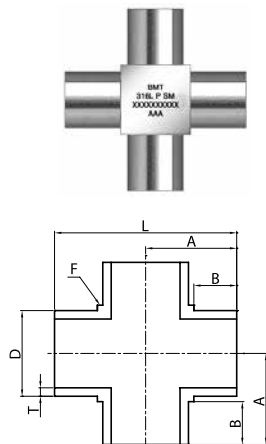
**Micro Tee**

Part No.	Tube OD (D)		T	A	B	F Body	L
	Size (in)	Size					
SM2T6	1/8"	3.18	0.70	10.32	6.35	7.94	20.64
SM4T6	1/4"	6.35	1.00	10.32	6.35	7.94	20.64
SM6T6	3/8"	9.53	1.00	11.91	6.35	11.11	23.81
SM8T6	1/2"	12.70	1.24	13.50	6.35	14.29	26.99
SM12T6	3/4"	19.05	1.65	16.68	6.35	20.65	33.35



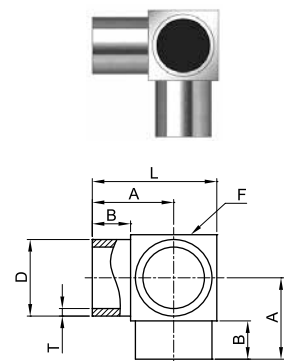
**Micro Reducing Tee**

Part No.	Tube OD (D1)		Tube OD (D2)		T1	T2	A	B	F Body	L
	Size (in)	Size	Size (in)	Size						
SM4X2T6	1/4"	6.35	1/8"	3.18	1.00	0.70	10.35	6.35	7.94	20.64
SM6X4T6	3/8"	9.53	1/4"	6.35	1.00	1.00	11.91	6.35	11.11	23.81
SM8X4T6	1/2"	12.70	1/4"	6.35	1.24	1.00	13.50	6.35	14.29	27.00
SM8X6T6	1/2"	12.70	3/8"	9.53	1.24	1.00	13.50	6.35	14.29	27.00
SM12X4T6	3/4"	19.05	1/4"	6.35	1.65	1.00	16.68	6.35	20.65	27.00
SM12X6T6	3/4"	19.05	3/8"	9.53	1.65	1.00	16.68	6.35	20.65	27.00
SM12X8T6	3/4"	19.05	1/2"	12.70	1.65	1.24	16.68	6.35	20.65	27.00



**Micro Cross**

Part No.	Tube OD (D)		T	A	B	F Body	L
	Size (in)	Size					
SM2CR6	1/8"	3.18	0.70	10.32	6.35	7.94	20.64
SM4CR6	1/4"	6.35	1.00	10.32	6.35	7.94	20.64
SM6CR6	3/8"	9.53	1.00	11.91	6.35	11.11	23.81
SM8CR6	1/2"	12.70	1.24	13.50	6.35	14.29	27.00
SM12CR6	3/4"	19.05	1.65	16.68	6.35	20.65	33.35

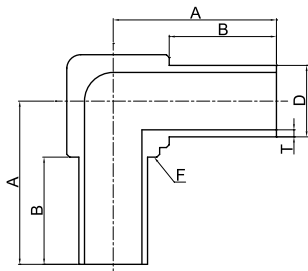


**Micro Tribow**

Part No.	Tube OD (D)		T	A	B	F Body	L
	Size (in)	Size					
SM2TB6	1/8"	3.18	0.70	10.32	6.35	7.94	14.29
SM4TB6	1/4"	6.35	1.00	10.32	6.35	7.94	14.29
SM6TB6	3/8"	9.53	1.00	11.91	6.35	11.11	17.46
SM8TB6	1/2"	12.70	1.24	13.50	6.35	14.29	20.64
SM12TB6	3/4"	19.05	1.65	16.68	6.35	20.65	27.00

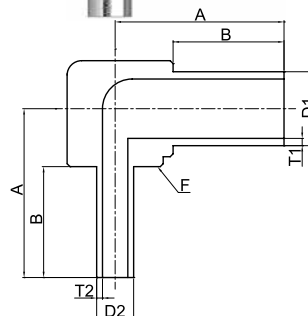
NOTE:  
 ·Dimensions and Drawings are for reference only and are subject to change without prior notice.  
 ·Unless otherwise specified, all dimensions are in millimeters.

## Forged Weld Fittings



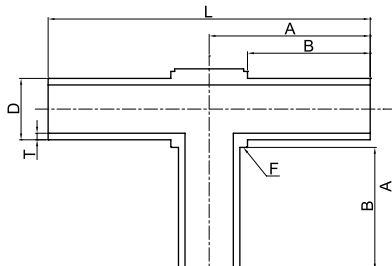
### 90° Elbow

Part No.	Tube OD (D)		T	A	B	F Body
	Size (in)	Size				
SM4E19	1/4"	6.35	1.00	25.00	19.05	11.10
SM6E19	3/8"	9.53	1.00	25.00	19.05	12.40
SM8E19	1/2"	12.70	1.24	29.00	19.05	17.00
SM12E22	3/4"	19.05	1.65	33.50	22.50	25.00
SM16E23	1"	25.40	1.65	38.30	23.30	30.00
SM4E10	1/4"	6.35	1.00	15.90	10.00	11.10
SM6E10	3/8"	9.53	1.00	15.90	10.00	12.40
SM8E10	1/2"	12.70	1.24	19.90	10.00	17.00
SM12E10	3/4"	19.05	1.65	22.40	10.00	25.00
SM16E10	1"	25.40	1.65	24.95	10.00	30.00



### Reducing 90° Elbow

Part No.	Tube OD (D1)		Tube OD (D2)		T1	T2	A	B	F Body
	Size (in)	Size	Size (in)	Size					
SM6X4E19	3/8"	9.53	1/4"	6.35	1.00	1.00	25.00	19.05	12.4
SM8X4E19	1/2"	12.70	1/4"	6.35	1.24	1.00	29.00	19.05	17.0
SM8X6E19	1/2"	12.70	3/8"	9.53	1.24	1.00	29.00	19.05	17.0
SM12X4E22	3/4"	19.05	1/4"	6.35	1.65	1.00	33.50	22.50	25.0
SM12X6E22	3/4"	19.05	3/8"	9.53	1.65	1.00	33.50	22.50	25.0
SM12X8E22	3/4"	19.05	1/2"	12.70	1.65	1.24	33.50	22.50	25.0
SM16X4E23	1"	25.40	1/4"	6.35	1.65	1.00	38.30	23.30	30.0
SM16X8E23	1"	25.40	1/2"	12.70	1.65	1.24	38.30	23.30	30.0
SM16X12E23	1"	25.40	3/4"	19.05	1.65	1.65	38.30	23.30	30.0

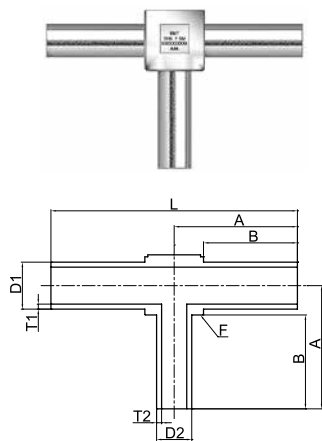


### Tee

Part No.	Tube OD (D)		T	A	B	F Body	L
	Size (in)	Size					
SM4T19	1/4"	6.35	1.00	25.00	19.05	11.1	50.00
SM6T19	3/8"	9.53	1.00	25.00	19.05	12.4	50.00
SM8T19	1/2"	12.70	1.24	29.00	19.05	17.0	58.00
SM12T22	3/4"	19.05	1.65	33.50	22.50	25.0	67.00
SM16T23	1"	25.40	1.65	38.30	23.30	30.0	76.60
SM4T10	1/4"	6.35	1.00	15.90	10.00	11.1	31.80
SM6T10	3/8"	9.53	1.00	15.90	10.00	12.4	31.80
SM8T10	1/2"	12.70	1.24	19.90	10.00	17.0	39.80
SM12T10	3/4"	19.05	1.65	22.40	10.00	25.0	44.80
SM16T10	1"	25.40	1.65	24.95	10.00	30.0	49.90

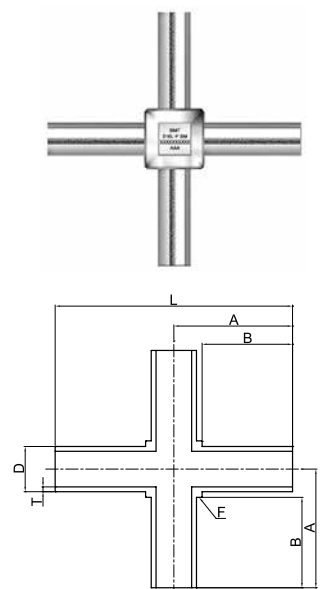
NOTE:  
 ·Dimensions and Drawings are for reference only and are subject to change without prior notice.  
 ·Unless otherwise specified, all dimensions are in millimeters.





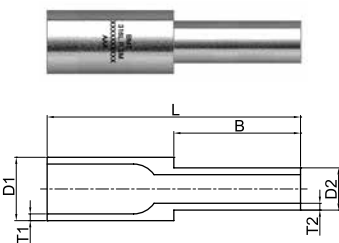
**Reducing Tee**

Part No.	Tube OD (D1)		Tube OD (D2)		T1	T2	A	B	F Body	L
	Size (in)	Size	Size (in)	Size						
SM6X4T19	3/8"	9.53	1/4"	6.35	1.00	1.00	25.00	19.05	12.4	50.00
SM8X4T19	1/2"	12.70	1/4"	6.35	1.24	1.00	29.00	19.05	17.0	58.00
SM8X6T19	1/2"	12.70	3/8"	9.53	1.24	1.00	29.00	19.05	17.0	58.00
SM12X4T22	3/4"	19.05	1/4"	6.35	1.65	1.00	33.50	22.50	25.0	67.00
SM12X6T22	3/4"	19.05	3/8"	9.53	1.65	1.00	33.50	22.50	25.0	67.00
SM12X8T22	3/4"	19.05	1/2"	12.70	1.65	1.24	33.50	22.50	25.0	67.00
SM16X4T23	1"	25.40	1/4"	6.35	1.65	1.00	38.30	23.30	30.0	76.60
SM16X8T23	1"	25.40	1/2"	12.70	1.65	1.24	38.30	23.30	30.0	76.60
SM16X12T23	1"	25.40	3/4"	19.05	1.65	1.65	38.30	23.30	30.0	76.60
SM6X4T10	3/8"	9.53	1/4"	6.35	1.00	1.00	15.90	10.00	12.4	31.80
SM8X4T10	1/2"	12.70	1/4"	6.35	1.24	1.00	19.90	10.00	17.0	39.80
SM8X6T10	1/2"	12.70	3/8"	9.53	1.24	1.00	19.90	10.00	17.0	39.80
SM12X4T10	3/4"	19.05	1/4"	6.35	1.65	1.00	22.40	10.00	25.0	44.80
SM12X6T10	3/4"	19.05	3/8"	9.53	1.65	1.00	22.40	10.00	25.0	44.80



**Cross**

Part No.	Tube OD (D)		T	A	B	F Body	L
	Size (in)	Size					
SM4CR19	1/4"	6.35	1.00	25.00	19.05	11.1	50.00
SM6CR19	3/8"	9.53	1.00	25.00	19.05	12.4	50.00
SM8CR19	1/2"	12.7	1.24	29.00	19.05	17.0	58.00
SM12CR22	3/4"	19.05	1.65	31.50	22.50	25.0	67.00
SM16CR23	1"	25.4	1.65	34.00	23.30	30.0	76.60
SM4CR10	1/4"	6.35	1.00	15.90	10.00	11.1	31.80
SM6CR10	3/8"	9.53	1.00	15.90	10.00	12.4	31.80
SM8CR10	1/2"	12.7	1.24	19.90	10.00	17.0	39.80
SM12CR10	3/4"	19.05	1.65	22.40	10.00	25.0	44.80
SM16CR10	1"	25.4	1.65	24.95	10.00	30.0	49.90



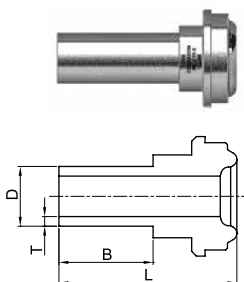
**Reducer**

Part No.	Tube OD (D1)		Tube OD (D2)		T1	T2	B	L
	Size (in)	Size	Size (in)	Size				
SM6X4R19	3/8"	9.53	1/4"	6.35	1.00	1.00	19.05	38.1
SM8X4R19	1/2"	12.70	1/4"	6.35	1.24	1.00	19.05	38.1
SM8X6R19	1/2"	12.70	3/8"	9.53	1.24	1.00	19.05	38.1
SM12X4R19	3/4"	19.05	1/4"	6.35	1.65	1.00	19.05	42.9
SM12X6R19	3/4"	19.05	3/8"	9.53	1.65	1.00	19.05	42.9
SM12X8R19	3/4"	19.05	1/2"	12.70	1.65	1.24	19.05	42.9
SM16X4R19	1"	25.40	1/4"	6.35	1.65	1.00	19.05	42.9
SM16X6R19	1"	25.40	3/8"	9.53	1.65	1.00	19.05	42.9
SM16X8R19	1"	25.40	1/2"	12.70	1.65	1.24	19.05	42.9
SM16X12R19	1"	25.40	3/4"	19.05	1.65	1.65	19.05	42.9
SM6X4R10	3/8"	9.53	1/4"	6.35	1.00	1.00	10.00	20.0
SM8X4R10	1/2"	12.70	1/4"	6.35	1.24	1.00	10.00	20.0
SM8X6R10	1/2"	12.70	3/8"	9.53	1.24	1.00	10.00	20.0
SM16X4R10	3/4"	19.05	1/4"	6.35	1.65	1.00	10.00	20.0
SM16X6R10	3/4"	19.05	3/8"	9.53	1.65	1.00	10.00	20.0
SM16X8R10	3/4"	19.05	1/2"	12.70	1.65	1.24	10.00	20.0

NOTE:  
 ·Dimensions and Drawings are for reference only and are subject to change without prior notice.  
 ·Unless otherwise specified, all dimensions are in millimeters.



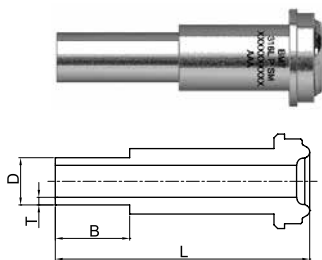
# Glands



## Female Gland

Part No.	Head Size (in)	Tube OD (D)		T	B	L	ANS (in)
		Size (in)	Size				
SM2FG19	1/8"	1/8"	3.18	0.70	19.05	27.40	1/8"
SM4FG6	1/4"	1/4"	6.35	1.00	6.35	15.24	1/4"
SM4FG10	1/4"	1/4"	6.35	1.00	10.00	18.89	1/4"
SM4FG19	1/4"	1/4"	6.35	1.00	19.05	27.94	1/4"
SM6FG6	1/2"	3/8"	9.53	1.00	6.35	15.75	1/2"
SM6FG10	1/2"	3/8"	9.53	1.00	10.00	19.40	1/2"
SM6FG19	1/2"	3/8"	9.53	1.00	19.05	28.45	1/2"
SM8FG6	1/2"	1/2"	12.70	1.24	6.35	15.75	1/2"
SM8FG10	1/2"	1/2"	12.70	1.24	10.00	19.40	1/2"
SM8FG19	1/2"	1/2"	12.70	1.24	19.05	28.45	1/2"
SM12FG19	3/4"	3/4"	19.05	1.65	19.05	34.50	3/4"
SM16FG19	1"	1"	25.40	1.65	19.05	38.60	1"
SM8X4FG6	1/2"	1/4"	6.35	1.00	6.35	15.75	1/2"
SM8X4FG10	1/2"	1/4"	6.35	1.00	10.00	19.40	1/2"
SM8X4FG19	1/2"	1/4"	6.35	1.00	19.05	28.45	1/2"

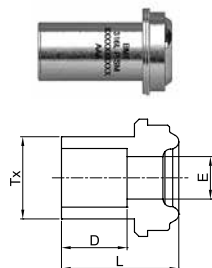
ANS : Available Nut Size



## Male Gland

Part No.	Head Size (in)	Tube OD (D)		T	B	L	ANS (in)
		Size (in)	Size				
SM2MG19	1/8"	1/8"	3.18	0.70	19.05	36.00	1/8"
SM4MG6	1/4"	1/4"	6.35	1.00	6.35	30.48	1/4"
SM4MG10	1/4"	1/4"	6.35	1.00	10.00	34.13	1/4"
SM4MG19	1/4"	1/4"	6.35	1.00	19.05	43.18	1/4"
SM6MG6	1/2"	3/8"	9.53	1.00	6.35	32.77	1/2"
SM6MG10	1/2"	3/8"	9.53	1.00	10.00	36.42	1/2"
SM6MG19	1/2"	3/8"	9.53	1.00	19.05	45.47	1/2"
SM8MG6	1/2"	1/2"	12.70	1.24	6.35	32.77	1/2"
SM8MG10	1/2"	1/2"	12.70	1.24	10.00	36.42	1/2"
SM8MG19	1/2"	1/2"	12.70	1.24	19.05	45.47	1/2"
SM12MG19	3/4"	3/4"	19.05	1.65	19.05	51.56	3/4"
SM16MG19	1"	1"	25.40	1.65	19.05	58.93	1"
SM8X4MG6	1/2"	1/4"	6.35	1.00	6.35	32.77	1/2"
SM8X4MG10	1/2"	1/4"	6.35	1.00	10.00	36.42	1/2"
SM8X4MG19	1/2"	1/4"	6.35	1.00	19.05	45.47	1/2"

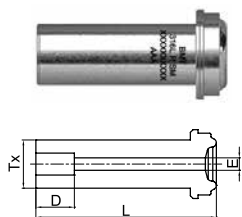
ANS : Available Nut Size



## Socket Weld Short Gland

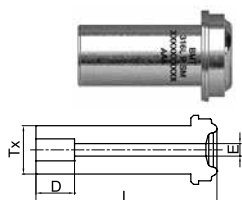
Part No.	Head Size (in)	Socket Size (in)	D	E	L	Tx
SM4SSG	1/4"	1/4"	7.1	4.6	12.7	8.9

NOTE:  
 ·Dimensions and Drawings are for reference only and are subject to change without prior notice.  
 ·Unless otherwise specified, all dimensions are in millimeters.



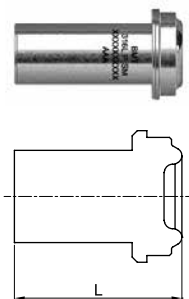
### Socket Weld Long Gland

Part No.	Head Size (in)	Socket Size (in)	D	E	L	Tx
SM2SLG	1/8"	1/8"	2.5	2.30	17.8	5.1
SM4SLG	1/4"	1/4"	7.1	4.60	33.3	8.9
SM6SLG	1/2"	1/2"	7.9	7.10	38.1	15.2
SM8SLG	1/2"	1/2"	9.6	10.22	38.1	15.2
SM12SLG	3/4"	3/4"	11.2	15.75	50.8	22.4
SM16SLG	1"	1"	15.7	22.10	56.4	30.2



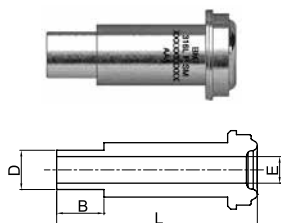
### Reducing Socket Weld Long Gland

Part No.	Head Size (in)	Socket Size (in)	D	E	L	Tx
SM4X2RSLG	1/4"	1/8"	2.5	2.30	33.3	8.9
SM8X4RSLG	1/2"	1/4"	7.1	4.60	38.1	15.2



### Blind Gland

Part No.	Head Size (in)	L	Part No.	Head Size (in)	L
SM2BG	1/8"	17.8	SM12BG	3/4"	50.8
SM4BG	1/4"	33.3	SM16BG	1"	56.4
SM8BG	1/2"	38.1			



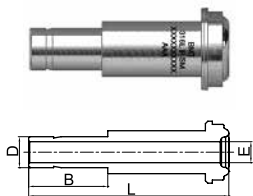
### Male Weld Gland

Part No.	Head Size (in)	Tube OD (D)		E	B	L	ANS (in)
		Size (in)	Size				
SM2MWG	1/8"	1/8"	3.18	1.5	7.1	17.8	1/8"
SM4MWG	1/4"	1/4"	6.35	3.0	10.4	33.3	1/4"
SM6MWG	1/2"	3/8"	9.53	7.1	10.4	38.1	3/8"
SM8MWG	1/2"	1/2"	12.70	10.2	12.7	38.1	1/2"

ANS : Available Nut Size

NOTE:

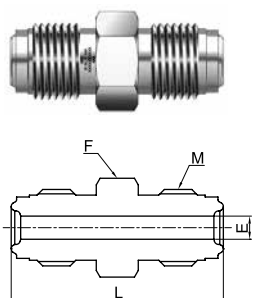
·Dimensions and Drawings are for reference only and are subject to change without prior notice.  
 ·Unless otherwise specified, all dimensions are in millimeters.



### Tube Adapter

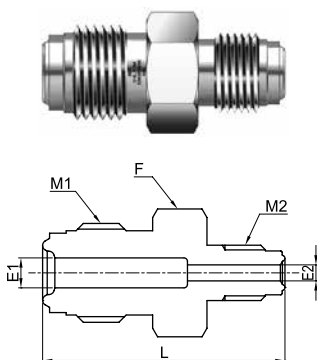
Part No.	Head Size (in)	Tube OD (D)		E	B	L	ANS (in)
		Size (in)	Size				
SM4TA	1/4"	1/4"	6.35	4.3	16.2	41.0	1/4"
SM6TA	1/2"	3/8"	9.53	6.8	17.8	46.0	3/8"
SM8TA	1/2"	1/2"	12.70	9.4	24.4	49.3	1/2"

ANS : Available Nut Size



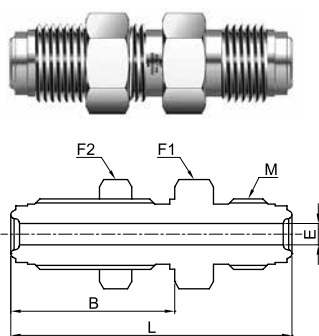
### Double Male Union

Part No.	Head Size (in)	E	L	F HEX.	M
SM2MU	1/8"	2.30	28.70	9.52	5/16-24UNF
SM4MU	1/4"	4.35	39.37	15.88	9/16-18UNF
SM8MU	1/2"	10.22	46.74	23.81	7/8-14UNF
SM12MU	3/4"	15.75	61.98	33.34	1 1/4-18UNEF
SM16MU	1"	22.10	65.79	41.28	1 1/2-20UN



### Double Male Reducing Union

Part No.	Head Size (in)	Head Size (in)	E1	E2	F HEX.	L	M1	M2
SM4X2MRU	1/4"	1/8"	2.30	4.35	15.88	34.8	9/16-18UNF	5/16-24UNF
SM8X4MRU	1/2"	1/4"	4.35	10.22	23.81	43.4	7/8-14UNF	9/16-18UNF

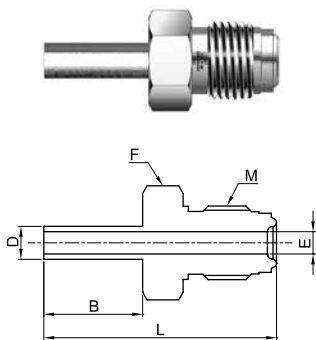


### Bulkhead Union

Part No.	Head Size (in)	E	B	L	F1 HEX.	F2 HEX.	M
SM4BHU	1/4"	4.35	33.00	56.60	19.05	19.05	9/16-18UNF
SM8BHU	1/2"	10.22	37.60	65.25	26.90	26.90	7/8-14UNF
SM12BHU	3/4"	15.75	43.40	79.00	38.10	38.10	1 1/4-18UNEF
SM16BHU	1"	22.10	47.10	86.00	44.40	44.40	1 1/2-20UN

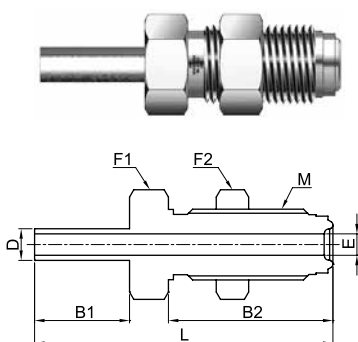
**NOTE:**

·Dimensions and Drawings are for reference only and are subject to change without prior notice.  
 ·Unless otherwise specified, all dimensions are in millimeters.



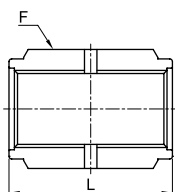
### Tube Butt Weld (TBW) Connector

Part No.	Head Size (in)	Tube OD (D)		B	E	L	F HEX.	M
		Size (in)	Size					
SM4TC	1/4"	1/4"	6.35	19.05	4.35	42.65	15.88	9/16-18UNF
SM6TC	1/2"	3/8"	9.53	19.05	10.22	46.70	23.81	7/8-14UNF
SM8TC	1/2"	1/2"	12.70	19.05	10.22	46.70	23.81	7/8-14UNF
SM12TC	3/4"	3/4"	19.05	19.05	15.75	55.55	33.34	1 1/4-18UNEF



### Tube Butt Weld (TBW) Bulkhead Connector

Part No.	Head Size (in)	Tube OD (D)		E	B1	B2	L	F1 HEX.	F2 HEX.	M
		Size (in)	Size							
SM4TBHC	1/4"	1/4"	6.35	4.35	19.05	33.00	59.85	19.05	19.05	9/16-18UNF
SM8TBHC	1/2"	1/2"	12.70	10.22	19.05	37.60	65.25	26.90	26.90	7/8-14UNF
SM12TBHC	3/4"	3/4"	19.05	15.75	19.05	43.25	71.30	38.10	38.10	1 1/4-18UNEF

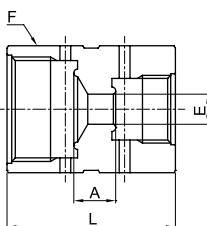


### Coupling

Part No.	Head Size (in)	F HEX.	L
SM2CG	1/8"	11.11	16.8
SM4CG	1/4"	19.05	30.2
SM8CG	1/2"	26.98	33.3

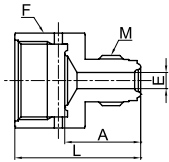
Part No.	Head Size (in)	F HEX.	L
SM12CG	3/4"	38.10	42.7
SM16CG	1"	44.45	51.8



### Double Female Reducing Union

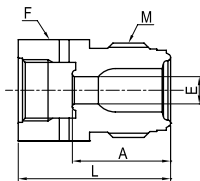
Part No.	Head Size (in)	Head Size (in)	E	F HEX.	A	L
SM8X4FRU	1/2"	1/4"	6.4	26.98	8.9	35.8

NOTE:  
 ·Dimensions and Drawings are for reference only and are subject to change without prior notice.  
 ·Unless otherwise specified, all dimensions are in millimeters.



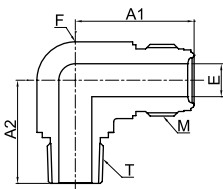
### Reducing Adapter

Part No.	Head Size (in)	Head Size (in)	E	F HEX.	A	L	M
SM2X4RA	1/8"	1/4"	2.3	19.05	17.5	30.2	5/16-24UNF
SM4X8RA	1/4"	1/2"	4.6	26.98	21.6	35.8	9/16-18UNF



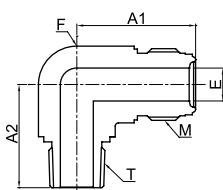
### Reducing Bushing

Part No.	Head Size (in)	Head Size (in)	E	F HEX.	A	L	M
SM4X2RB	1/4"	1/8"	3.3	15.88	19.3	26.9	9/16-18UNF
SM8X4RB	1/2"	1/4"	6.4	23.81	23.1	35.8	7/8-14UNF



### Male Elbow (NPT)

Part No.	Head Size (in)	T (NPT)	E	A1	A2	F Body	M
SM4MEN	1/4"	1/4"	4.35	27.18	27.18	17.0	9/16-18UNF
SM8MEN	1/2"	1/2"	10.22	36.83	36.83	25.0	7/8-14UNF
SM12MEN	3/4"	3/4"	15.75	48.80	43.50	33.3	1 1/4-18UNEF

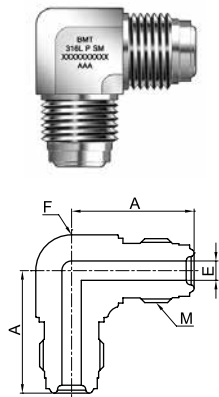


### Male Elbow (PT)

Part No.	Head Size (in)	T (PT)	E	A1	A2	F Body	M
SM4MER	1/4"	1/4"	4.35	27.18	27.18	17.0	9/16-18UNF
SM8MER	1/2"	1/2"	10.22	36.83	36.83	25.0	7/8-14UNF
SM12MER	3/4"	3/4"	15.75	48.80	43.50	33.3	1 1/4-18UNEF

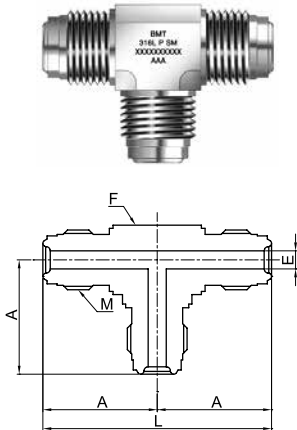
**NOTE:**

·Dimensions and Drawings are for reference only and are subject to change without prior notice.  
 ·Unless otherwise specified, all dimensions are in millimeters.



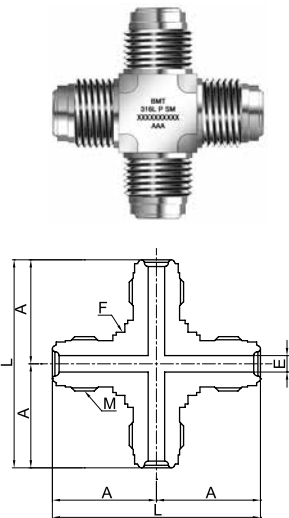
**Union Elbow**

Part No.	Head Size (in)	E	A	F Body	M
SM4UE	1/4"	4.35	27.18	17.0	9/16-18UNF
SM8UE	1/2"	10.22	36.83	25.0	7/8-14UNF
SM12UE	3/4"	15.75	48.77	33.3	1 1/4-18UNEF
SM16UE	1"	22.10	50.80	42.8	1 1/2-20UN



**Union Tee**

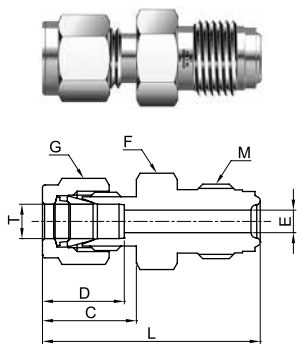
Part No.	Head Size (in)	E	A	L	F Body	M
SM4UT	1/4"	4.35	27.18	54.36	17.0	9/16-18UNF
SM8UT	1/2"	10.22	36.83	73.66	25.0	7/8-14UNF
SM12UT	3/4"	15.75	48.77	97.54	33.3	1 1/4-18UNEF
SM16UT	1"	22.10	50.80	101.60	42.8	1 1/2-20UN



**Union Cross**

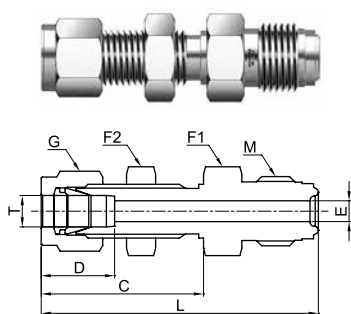
Part No.	Head Size (in)	E	A	L	F Body	M
SM4UC	1/4"	4.35	27.18	54.36	17.0	9/16-18UNF
SM8UC	1/2"	10.22	36.83	73.66	25.0	7/8-14UNF
SM12UC	3/4"	15.75	48.77	97.54	33.3	1 1/4-18UNEF
SM16UC	1"	22.10	50.80	101.60	42.8	1 1/2-20UN

NOTE:  
 ·Dimensions and Drawings are for reference only and are subject to change without prior notice.  
 ·Unless otherwise specified, all dimensions are in millimeters.



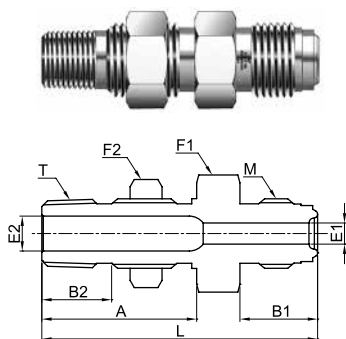
**SUPERLOK Tube Fitting Connector**

Part No.	Head Size (in)	Tube Size (in)	C	D	E	F HEX.	G HEX.	L	T (in)	M
SM4SC	1/4"	1/4"	17.80	15.20	4.35	15.90	14.29	41.1	1/4"	9/16-18UNF
SM8SC	1/2"	1/2"	21.80	22.90	10.22	23.81	22.23	49.5	1/2"	7/8-14UNF



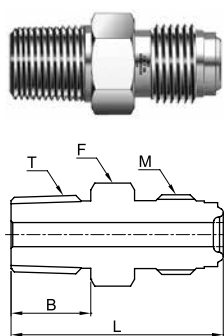
**SUPERLOK Tube Fitting Bulkhead Connector**

Part No.	Head Size (in)	Tube Size (in)	C	D	E	F1 HEX.	F2 HEX.	G HEX.	L	T (in)	M
SM4BHSC	1/4"	1/4"	33.5	15.2	4.6	15.87	15.87	14.28	57.2	1/4"	9/16-18UNF
SM8BHSC	1/2"	1/2"	41.9	22.9	10.22	23.81	23.81	22.22	69.5	1/2"	7/8-14UNF



**Bulkhead Male Connector (NPT)**

Part No.	Head Size (in)	T (NPT)	B1	B2	E1	E2	F1 HEX.	F2 HEX.	A	L	M
SM4BHMCN	1/4"	1/4"	15.7	14.2	4.60	7.1	20.63	20.63	31.5	56.1	9/16-18UNF

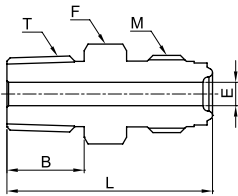


**Male Connector (PT)**

Part No.	Head Size (in)	T (PT)	E	B	L	F HEX.	M
SM2MCR	1/8"	1/8"	2.30	9.60	27.20	11.11	5/16-24UNF
SM4MCR	1/4"	1/4"	4.35	14.22	37.84	15.90	9/16-18UNF
SM8MCR	1/2"	1/2"	10.22	19.05	46.74	23.80	7/8-14UNF
SM12MCR	3/4"	3/4"	15.75	19.05	55.63	33.30	1 1/4-18UNEF
SM16MCR	1"	1"	22.10	23.88	62.74	41.28	1 1/2-20UN

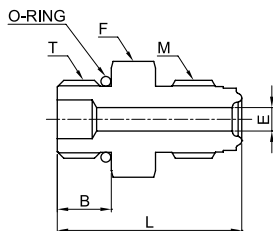
NOTE:  
 ·Dimensions and Drawings are for reference only and are subject to change without prior notice.  
 ·Unless otherwise specified, all dimensions are in millimeters.





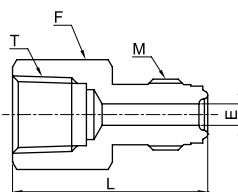

### Male Connector (NPT)

Part No.	Head Size (in)	T (NPT)	E	B	L	F HEX.	M
SM2MCN	1/8"	1/8"	2.30	9.60	27.20	11.11	5/16-24UNF
SM4MCN	1/4"	1/4"	4.35	14.22	37.84	15.90	9/16-18UNF
SM8MCN	1/2"	1/2"	10.22	19.05	46.74	23.80	7/8-14UNF
SM12MCN	3/4"	3/4"	15.75	19.05	55.63	33.30	1 1/4-18UNEF
SM16MCN	1"	1"	22.10	23.88	62.74	41.28	1 1/2-20UN



### Male Connector (SAE)

Part No.	Head Size (in)	T (SAE)	E	B	L	F HEX.	M
SM4X6MCU	1/4"	9/16-18UNF	4.35	9.9	33.8	19.05	9/16-18UNF
SM8X10MCU	1/2"	7/8-14UNF	10.22	12.7	42.2	25.4	7/8-14UNF
SM8X6MCU	1/2"	9/16-18UNF	10.22	9.9	37.6	23.8	7/8-14UNF
SM12X14MCU	3/4"	1 3/16-12UNF	15.75	15	51.5	34.9	1 1/4-18UNEF

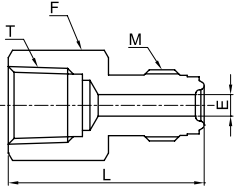


### Female Connector (PT)

Part No.	Head Size (in)	T (PT)	E	L	F HEX.	M
SM2FCR	1/8"	1/8"	2.3	30.2	14.28	5/16-24UNF
SM4FCR	1/4"	1/4"	4.35	39.1	19.05	9/16-18UNF
SM8FCR	1/2"	1/2"	10.22	50.5	26.98	7/8-14UNF
SM12FCR	3/4"	3/4"	15.75	59.9	33.33	1 1/4-18UNEF
SM16FCR	1"	1"	22.1	63.8	41.27	1 1/2-20UN

**NOTE:**

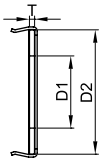
·Dimensions and Drawings are for reference only and are subject to change without prior notice.  
 ·Unless otherwise specified, all dimensions are in millimeters.



### Female Connector (NPT)

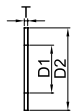
Part No.	Head Size (in)	T (NPT)	E	L	F HEX.	M
SM2FCN	1/8"	1/8"	2.3	30.2	14.28	5/16-24UNF
SM4FCN	1/4"	1/4"	4.35	39.1	19.05	9/16-18UNF
SM8FCN	1/2"	1/2"	10.22	50.5	26.98	7/8-14UNF
SM12FCN	3/4"	3/4"	15.75	59.9	33.33	1 1/4-18UNEF
SM16FCN	1"	1"	22.1	63.8	41.27	1 1/2-20UN

## Gaskets



### Gasket Retainer Assembly

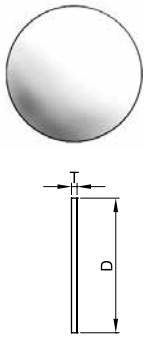
Part No.	Head Size (in)	T	D1	D2
SM4GR	1/4"	0.80	5.60	11.85
SM8GR	1/2"	0.80	11.20	19.27
SM12GR	3/4"	0.80	16.70	27.90
SM16GR	1"	0.80	22.60	34.20



### Gasket

Part No.	Head Size (in)	T	D1	D2
SM2GT	1/8"	0.80	2.30	6.60
SM4GT	1/4"	0.80	5.60	12.70
SM8GT	1/2"	0.80	11.20	19.80
SM12GT	3/4"	0.80	16.70	29.00
SM16GT	1"	0.80	22.60	35.80

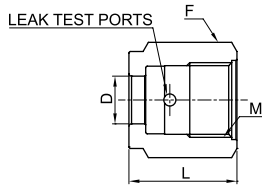
NOTE:  
 ·Dimensions and Drawings are for reference only and are subject to change without prior notice.  
 ·Unless otherwise specified, all dimensions are in millimeters.



### Blind Gasket

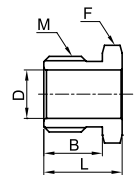
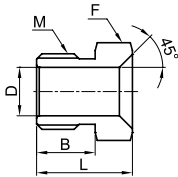
Part No.	Head Size (in)	T	D
SM4BGT	1/4"	0.80	11.90
SM8BGT	1/2"	0.80	19.80
SM12BGT	3/4"	0.80	28.90
SM16BGT	1"	0.80	35.50

## Nuts, Caps and Plugs



### Female Nut

Part No.	Head Size (in)	L	D	F Hex.	M
SM2FN	1/8"	13.5	5.3	11.11	5/16-24UNF
SM4FN	1/4"	20.5	9.1	19.05	9/16-18UNF
SM8FN	1/2"	22.3	15.5	26.99	7/8-14UNF
SM12FN	3/4"	28.4	22.6	38.1	1 1/4-18UNEF
SM16FN	1"	34.0	30.5	44.45	1 1/2-20UN



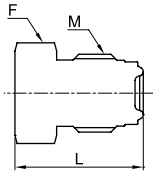
Short Male nut 1/4" only

### Male Nut

Part No.	Head Size (in)	L	B	D	F Hex.	M
SM2MN	1/8"	12.70	8.20	5.30	9.52	5/16-24UNF
SM4MN	1/4"	18.00	11.00	9.10	15.88	9/16-18UNF
SM4MNS*	1/4"	13.70	11.00	9.10	15.88	9/16-18UNF
SM8MN	1/2"	20.50	12.70	15.50	23.81	7/8-14UNF
SM12MN	3/4"	25.40	16.00	22.60	33.34	1 1/4-18UNEF
SM16MN	1"	30.20	20.00	30.50	41.28	1 1/2-20UN

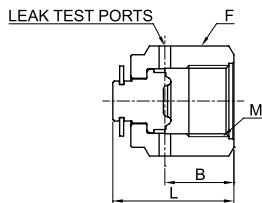
\*SM4MNS : Short Male nut 1/4" only

NOTE:  
 ·Dimensions and Drawings are for reference only and are subject to change without prior notice.  
 ·Unless otherwise specified, all dimensions are in millimeters.



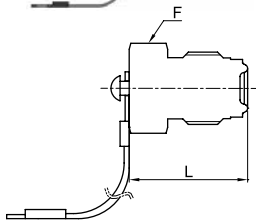
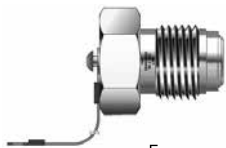
**Plug**

Part No.	Head Size (in)	L	F HEX.	M
SM2PG	1/8"	17.3	9.52	5/16-24UNF
SM4PG	1/4"	23.37	15.88	9/16-18UNF
SM8PG	1/2"	27.43	23.81	7/8-14UNF
SM12PG	3/4"	36.32	33.34	1 1/4-18UNEF
SM16PG	1"	38.61	41.28	1 1/2-20UN



**Cap**

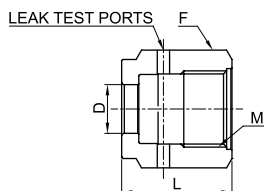
Part No.	Head Size (in)	L	B	F Hex.	M
SM2CP	1/8"	16.00	7.60	11.11	5/16-24UNF
SM4CP	1/4"	24.20	11.18	19.05	9/16-18UNF
SM8CP	1/2"	25.50	11.43	26.99	7/8-14UNF
SM12CP	3/4"	32.77	13.72	38.10	1 1/4-18UNEF
SM16CP	1"	39.12	16.00	44.45	1 1/2-20UN



**Plug (Cable Type)**

Part No.	Head Size (in)	F HEX.	L	Cable Length
SM4PGC	1/4"	15.88	23.37	260
SM8PGC	1/2"	23.81	27.43	260

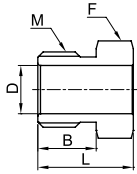
**High - Flow Connection - "H" Type**



**High Flow Female Nut**

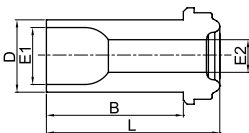
Part No.	Head Size (in)	L	D	F HEX.	M
SM4HFN	1/4"	20.57	9.9	19.05	9/16-18UNF

NOTE:  
 ·Dimensions and Drawings are for reference only and are subject to change without prior notice.  
 ·Unless otherwise specified, all dimensions are in millimeters.



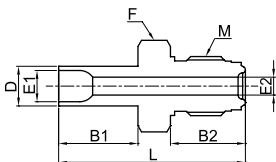
### High Flow Male Nut

Part No.	Head Size (in)	B	L	D	F HEX.	M
SM4HMN	1/4"	11.0	18.03	9.9	15.88	9/16-18UNF



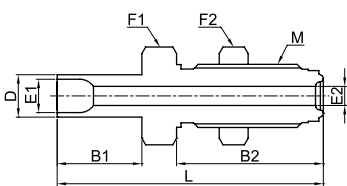
### High Flow Long Gland

Part No.	Head Size (in)	Tube OD (D)		B	L	E1	E2
		Size (in)	Size				
SM4X6HLG	1/4"	3/8"	9.53	28.4	33.2	7.5	6.28



### High Flow Tube Butt Weld (TBW) Connector

Part No.	Head Size (in)	Tube OD (D)		E1	E2	B1	B2	L	F HEX.	M
		Size (in)	Size							
SM4X6HTC	1/4"	3/8"	9.53	7.5	6.35	19.05	15.8	42.75	15.88	9/16-18UNF

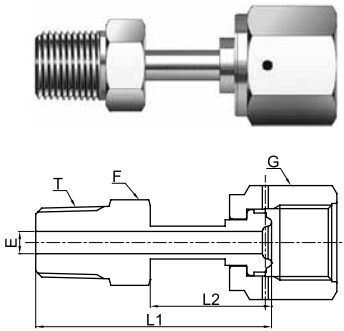


### High Flow Tube Butt Weld (TBW) Bulkhead Connector

Part No.	Head Size (in)	Tube OD (D)		B1	B2	E1	E2	L	F1 HEX.	F2 HEX.	M
		Size (in)	Size								
SM4X6HBHC	1/4"	3/8"	9.53	19.05	33	7.5	6.35	59.85	19.05	19.05	9/16-18UNF

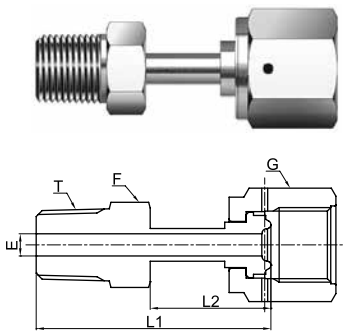
NOTE:  
 ·Dimensions and Drawings are for reference only and are subject to change without prior notice.  
 ·Unless otherwise specified, all dimensions are in millimeters.

## Welded Assembly



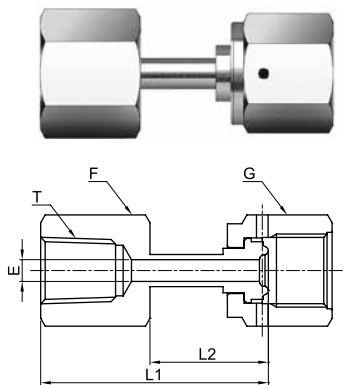
### Welded Male Connector (PT)

Part No.	Head Size (in)	T (PT)	E	L1	L2	F HEX.	G HEX.
SM4WMCR	1/4"	1/4"	4.35	45.5	23.4	14.29	19.05
SM8WMCR	1/2"	1/2"	10.22	53.1	25.6	22.23	26.66



### Welded Male Connector (NPT)

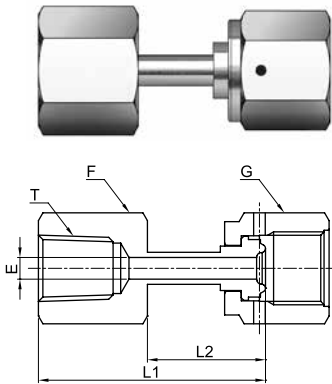
Part No.	Head Size (in)	T (NPT)	E	L1	L2	F HEX.	G HEX.
SM4WMCN	1/4"	1/4"	4.35	45.5	23.4	14.29	19.05
SM8WMCN	1/2"	1/2"	10.22	53.1	25.6	22.23	26.66



### Welded Female Connector (PT)

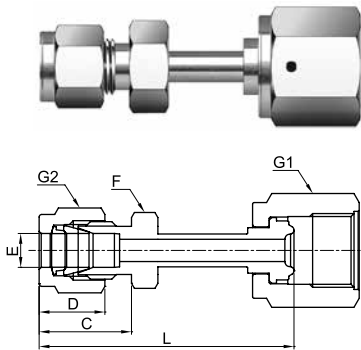
Part No.	Head Size (in)	T (PT)	E	L1	L2	F HEX.	G HEX.
SM4WFCR	1/4"	1/4"	4.35	45.0	23.4	19.05	19.05
SM8WFCR	1/2"	1/2"	10.22	55.4	26.4	26.99	26.99

NOTE:  
 ·Dimensions and Drawings are for reference only and are subject to change without prior notice.  
 ·Unless otherwise specified, all dimensions are in millimeters.



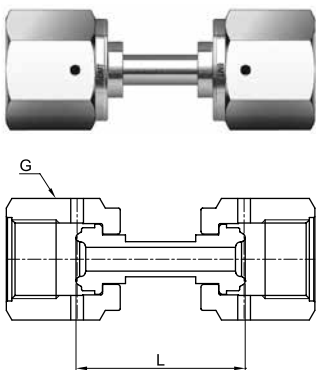
**Welded Female Connector (NPT)**

Part No.	Head Size (in)	T (NPT)	E	L1	L2	F HEX.	G HEX.
SM4WFCN	1/4"	1/4"	4.35	45.0	23.4	19.05	19.05
SM8WFCN	1/2"	1/2"	10.22	55.4	26.4	26.99	26.99



**Welded Lok Connector**

Part No.	Head Size (in)	Tube Size (in)	C	D	E	L	F HEX.	G1 HEX.	G2 HEX.
SM4WSC	1/4"	1/4"	17.78	15.24	4.35	49.28	12.70	19.00	14.29
SM8WSC	1/2"	1/2"	21.84	22.86	10.22	56.64	20.64	26.99	22.22



**Welded Female Union**

Part No.	Head Size (in)	L	G HEX.
SM4WFU	1/4"	43.4	19.05
SM8WFU	1/2"	46.7	26.99

NOTE:  
 ·Dimensions and Drawings are for reference only and are subject to change without prior notice.  
 ·Unless otherwise specified, all dimensions are in millimeters.



**KENMORE  
CONTROLS**  
FLUID CONTROL PRODUCTS

 **BMT**



Kenmore Controls  
8 Industrial Way, Suite 5D  
Salem, NH 03079  
Phone: 603-458-1541  
E-mail: [sales@kenmorecontrols.com](mailto:sales@kenmorecontrols.com)



[www.kenmorecontrols.com](http://www.kenmorecontrols.com)