
Relief Valves

- SRVL Series
- SRVH Series



Relief Valves

Features

- Compact design
- Cracking pressure adjustable externally
- Lock wire feature secures a given pressure setting
- Each and every valve is tested at the factory



Set Pressure

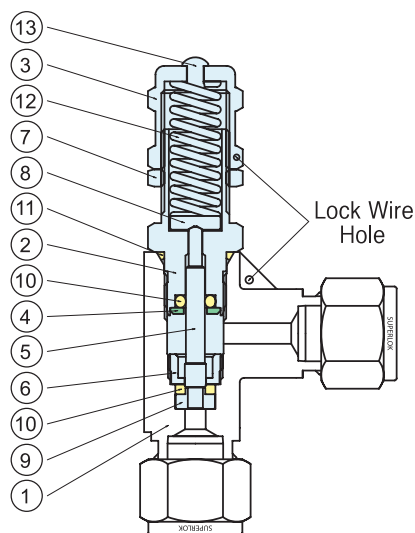
- Set pressure is the upstream pressure at which the first indication of flow occurs.
- Set pressure of each valve after initial relief is repeatable within $\pm 5\%$ at room temperature

SRVL Series

Low Pressure Relief Valve

Technical Data

- Maximum working pressure : 300 psig (20.6 bar)
- Cracking pressure range : 10~250 psig (0.69~17.2 bar)
- Orifice size : 4.8mm
- One spring for the full set pressure range



Materials of Construction

No.	Description	Material	No.	Description	Material
*1	Body	SS316 / A182	*9	Seat Retainer	SS316 / A276
*2	Bonnet	SS316 / A276	*10	Seat	PTFE
3	Cracking Pressure Adjusting Nut	SS316 / A276	*11	O-Ring	Viton
*4	Retainer	SS316 / A276	*12	O-Ring	Viton
*5	Stem Shaft	SS316 / A276	*13	O-Ring	Viton
*6	Stem	SS316 / A276	14	Spring	SS631
7	Lock Nut	SS316 / A276	15	Cap	Polypropylene
8	Spring Support	SS316 / A276			

* Wetted components

SRVH Series

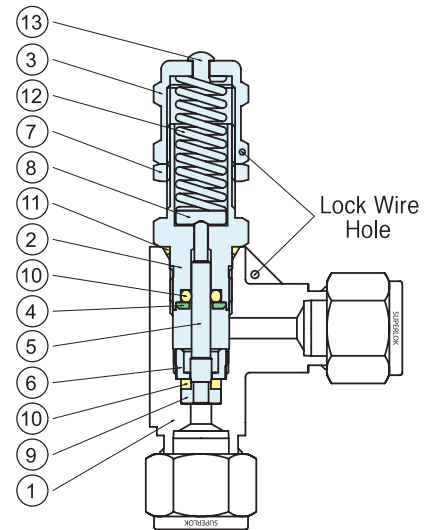
High Pressure Relief Valve

Technical Data

- Maximum working Pressure : 6000 psig (413 bar)
- Cracking Pressure Range : 225~6000 psig (15.5~414 bar)
- Orifice size : 4.8mm
- Multiple springs for a selection of set pressure ranges

SRVH Series Spring

Spring Designator	Spring Color	Cracking Pressure		
		psig	bar	kPa
YE	Yellow	225~750	15.5~51.5	1550~5150
PP	Purple	750~1500	51.5~103	5150~10300
OE	Orange	1500~2250	103~155	10300~15500
BN	Brown	2250~3000	155~206	15500~20600
WH	White	3000~4000	206~275	20600~27500
RD	Red	4000~5000	275~344	27500~34400
GN	Green	5000~6000	344~414	34400~41400

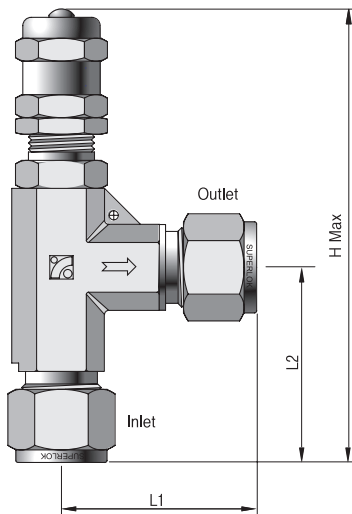


Materials of Construction

No.	Description	Material	No.	Description	Material
*1	Body	SS316 / A182	8	Spring Support	SS316 / A276
*2	Bonnet	SS316 / A276	*9	Stem Retainer	SS316 / A276
3	Cracking Pressure Adjusting Nut	SS316 / A276	*10	O-Ring	Viton
*4	Retainer	SS316 / A276	*11	O-Ring	Viton
*5	Stem Shaft	SS316 / A276	12	Spring	SS631
*6	Stem Guide	SS316 / A276	13	Cap	Polypropylene
7	Lock Nut	SS316 / A276			

* Wetted components

Table of Dimensions



Part No.	Orifice	End Connection		Dimensions		
		Inlet	Outlet	L1	L2	H
SRVL or SRVH	4.8	S4	1/4" SUPERLOK	38.7	37.3	104.6
		S6M	6mm SUPERLOK	38.7	37.3	104.6
		S8M	8mm SUPERLOK	38.7	37.3	104.6
		S6	3/8" SUPERLOK	44.4	44.4	111.7
		S8	1/2" SUPERLOK	46.7	46.7	114.0
		S12M	12mm SUPERLOK	46.7	46.7	114.0
		M8N-S8	1/2" Male NPT / 1/2" SUPERLOK	46.7	35.7	103.0
		M8N-S12M	1/2" Male NPT / 12mm SUPERLOK	46.7	35.7	103.0
		M4N-F4N	1/4" Male NPT / 1/4" Female NPT	30.0	32.2	99.5
		M6N-F6N	3/8" Male NPT / 3/8" Female NPT	34.5	32.2	99.5
M8N-F8N	1/2" Male NPT / 1/2" Female NPT	38.0	35.7	103.0		

- Components can limit the pressure and temperature ranges of the valve. Please consult BMT (SUPERLOK) sales representative for your specific application.
- Dimensions and Drawings are for reference only and are subject to change without prior notice.
- Unless otherwise specified, all dimensions are in millimeters.
- Sizes, pressure classes, and end connections not listed are available upon request.
- Dimensions shown with SUPERLOK nuts finger-tight, where applicable.

Ordering Information

Example :

SRVH - **S** **8** - **YE**

1 **2** **3** **4**

※ 316 stainless steel is Standard Body Material.

1. Valve Series

- SRVL** = Low Pressure
- SRVH** = High Pressure

2. End Connection

- S** = Tube Fitting
- M** = Male Pipe Thread
- F** = Female Pipe Thread

3. Inlet and Outlet Connection Size & Type

Fractional	Connection Size (inch)	1/4	3/8	1/2
	Designator	4	6	8
Metric	Connection Size (mm)	6	8	12
	Designator	6M	8M	12M
Thread		NPT		ISO TAPERED
Designator		N		R

4. Spring Designator

- YE** = 225 ~ 750 psig
- WH** = 3000 ~ 4000 psig
- PP** = 750 ~ 1500 psig
- RD** = 4000 ~ 5000 psig
- OE** = 1500 ~ 2250 psig
- GN** = 5000 ~ 6000 psig
- BN** = 2250 ~ 3000 psig

Spring Kit Ordering Information

For Low Pressure Relief Valve (SRVL): SRVL-KIT

For High Pressure Relief Valve (SRVH): Add the Spring Designator to SRVH-KIT- (Example: SRVH-KIT-YE)

**KENMORE
CONTROLS**
FLUID CONTROL PRODUCTS

 **BMT**



Kenmore Controls
8 Industrial Way, Suite 5D
Salem, NH 03079

Phone: 603-458-1541

E-mail: sales@kenmorecontrols.com



www.kenmorecontrols.com